

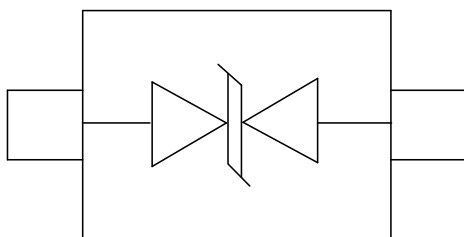
Description

The DCSD24C-M is designed to replace multilayer varistors (MLVs) in portable applications such as cell phones, notebook computers and PDA's, using monolithic silicon technology to provide fast response time and ultra low ESD clamping voltage, making this device an ideal solution for protecting sensitive semiconductor components from damage. The DCSD24C-M complies with the IEC 61000-4-2 (ESD) standard with $\pm 30\text{kV}$ air and $\pm 30\text{kV}$ contact discharge. It is assembled into a lead-free SOD-323 package and will protect one bidirectional line. These devices will fit on the same PCB pad area as an 0805 MLV device.

Mechanical Characteristics

- ◆ Package: SOD-323
- ◆ Lead Finish: Matte Tin
- ◆ Case Material: "Green" Molding Compound.
- ◆ UL Flammability Classification Rating 94V-0
- ◆ Moisture Sensitivity: Level 3 per J-STD-020
- ◆ Terminal Connections: See Diagram Below
- ◆ Marking Information: See Below

Dimensions and Pin Configuration



Circuit and Pin Schematic

Features

- ◆ 180W peak pulse power (8/20 μs)
- ◆ Protects one data or power line
- ◆ Ultra low leakage: nA level
- ◆ Operating voltage: 24V
- ◆ Ultra low clamping voltage
- ◆ Complies with following standards:
 - IEC 61000-4-2 (ESD) immunity test
Air discharge: $\pm 30\text{kV}$
Contact discharge: $\pm 30\text{kV}$
 - IEC61000-4-4 (EFT) 40A (5/50ns)
 - IEC61000-4-5 (Lightning) 3A (8/20 μs)
- ◆ RoHS Compliant

Applications

- ◆ Cellular Handsets and Accessories
- ◆ Personal Digital Assistants
- ◆ Notebooks and Handhelds
- ◆ Portable Instrumentation
- ◆ Peripherals
- ◆ Pagers Peripherals
- ◆ Desktop and Servers

Marking Information



24M= Device Marking Code

Ordering Information

| Part Number | Marking | Packaging | Reel Size |
|-------------|---------|------------------|-----------|
| DCSD24C-M | 24M | 3000/Tape & Reel | 7 inch |

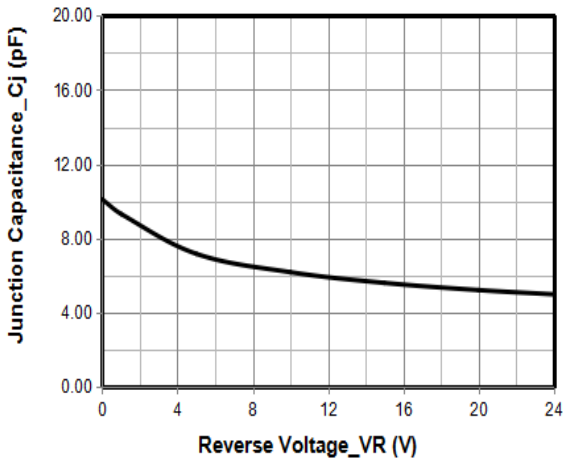
Absolute Maximum Ratings ($T_A=25^{\circ}\text{C}$ unless otherwise specified)

| Parameter | Symbol | Value | Unit |
|--|--------|----------------------|--------------------|
| Peak Pulse Power (8/20 μs) | Ppk | 180 | W |
| Peak Pulse Current (8/20 μs) | Ipp | 3 | A |
| ESD per IEC 61000-4-2 (Air) ESD per IEC 61000-4-2 (Contact) | VESD | ± 30 ± 30 | kV |
| Operating Temperature Range | TJ | -55 to +125 | $^{\circ}\text{C}$ |
| Storage Temperature Range | Tstg | -55 to +150 | $^{\circ}\text{C}$ |

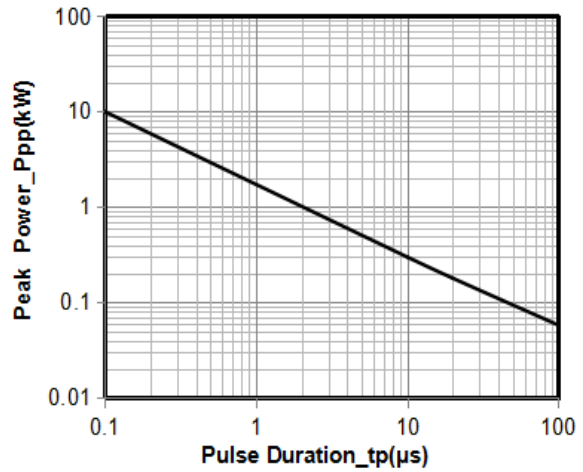
Electrical Characteristics ($T_A=25^{\circ}\text{C}$ unless otherwise specified)

| Parameter | Symbol | Min | Typ | Max | Unit | Test Condition |
|-------------------------|--------|-----|-----|-----|---------------|---------------------------------------|
| Reverse Working Voltage | VRWM | | | 24 | V | |
| Breakdown Voltage | VBR | 27 | | | V | IT = 1mA |
| Reverse Leakage Current | IR | | | 0.2 | μA | VRWM = 24V |
| Clamping Voltage | VC | | | 60 | V | Ipp = 3A (8 x 20 μs pulse) |
| Junction Capacitance | CJ | | | 20 | pF | VR = 0V, f = 1MHz |

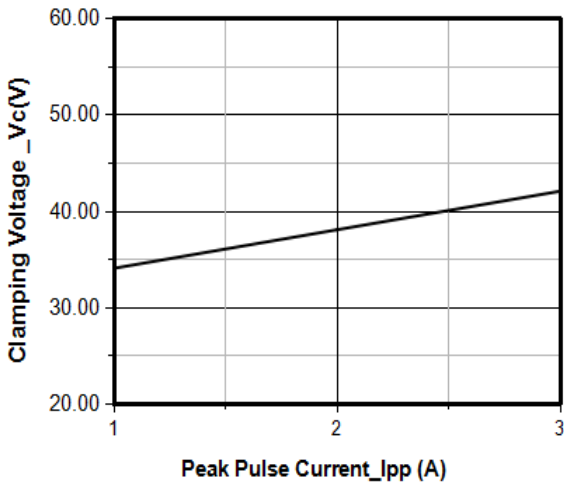
Typical Performance Characteristics (TA=25°C unless otherwise Specified)



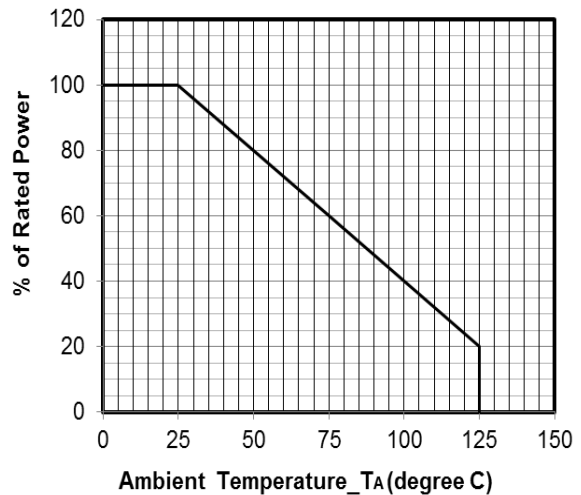
Junction Capacitance vs. Reverse Voltage



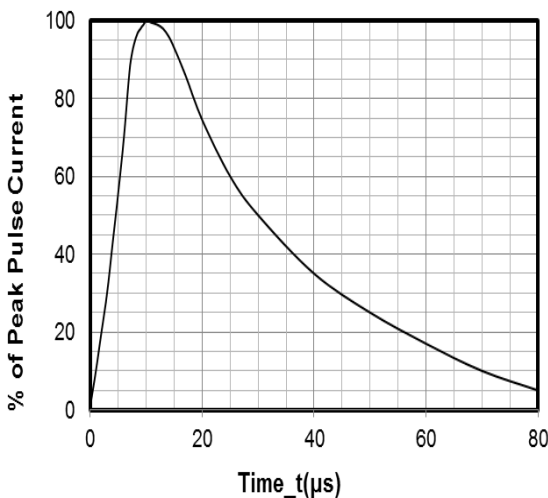
Peak Pulse Power vs. Pulse Time



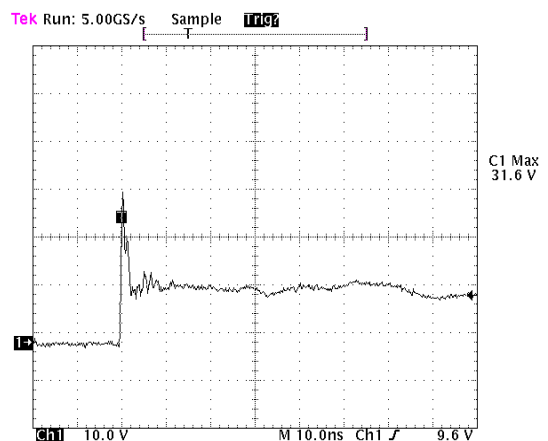
Clamping Voltage vs. Peak Pulse Current



Power Derating Curve



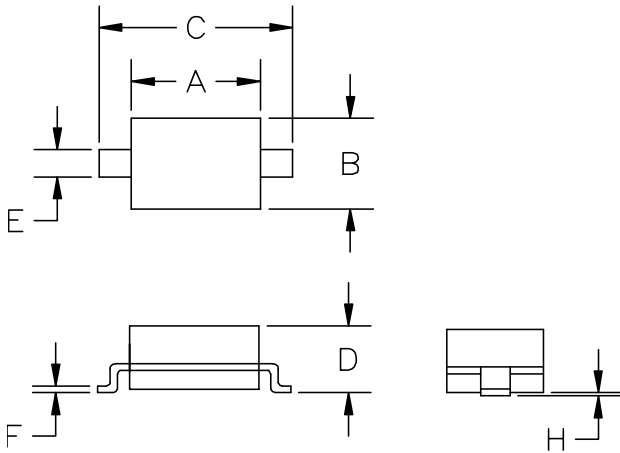
8 X 20μs Pulse Waveform



Note: Data is taken with a 10x attenuator

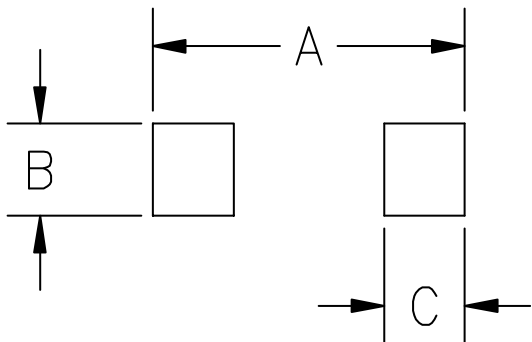
**ESD Clamping Voltage
8 kV Contact per IEC61000-4-2**

SOD-323 Package Outline Drawing



| SYM | DIMENSIO | | | |
|-----|-------------|------|--------|-------|
| | MILLIMETERS | | INCHES | |
| | MIN | MAX | MIN | MAX |
| A | 1.50 | 1.80 | 0.060 | 0.071 |
| B | 1.20 | 1.40 | 0.045 | 0.054 |
| C | 2.30 | 2.70 | 0.090 | 0.107 |
| D | - | 1.10 | - | 0.043 |
| E | 0.30 | 0.40 | 0.012 | 0.016 |
| F | 0.10 | 0.25 | 0.004 | 0.010 |
| H | - | 0.10 | - | 0.004 |

Suggested Land Pattern



| SYM | DIMENSIONS | |
|-----|-------------|--------|
| | MILLIMETERS | INCHES |
| A | 3.15 | 0.120 |
| B | 0.80 | 0.031 |
| C | 0.80 | 0.031 |

Contact Information

Changzhou D-first Electronics CO.,Ltd.

www.first-electronic.com

Email: xhf@first-electronic.cn

Phone: +86 (0519) 8817 1671